

Linear Electric Actuator

Series AELS

Cat :

Rodless Type Ball Screw Actuator - 44mm

Features

- Compact Robust Design
- Highly flexible mounting
- More Precise & positioning
- Ease of positioning
- Ease of Maintenance



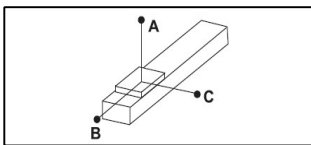
Technical Specifications

Repeatability (mm)		±0.01		
Motor Power (AC Servo in W)		100		
Ball screw lead (mm)		2	6	12
Maximum speed (mm/s) *		100	300	600
Maximum payload	Horizontal (Kg)	25	20	12
	Vertical (Kg)	8	8	3.5
Rated thrust (N)		424	141	71
Stroke / Pitch (mm)**		50-800mm / 50 mm Pitch		
Ball screw Ø (mm)		C7 Ø 10		
Coupling (mm)		7x8		
Home sensor	Outside	EE-SX674 (NPN)		

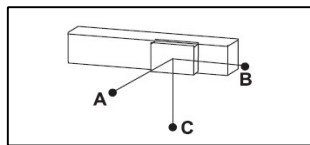
* Acceleration and deceleration value is set 0.2 second

** When the stroke is over 550mm the run-out of the ball screw will occur. We recommend to low down the working speed under circumstances. Please refer to P1.18 for details.

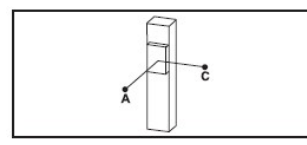
Allowable Moment



Unit:mm

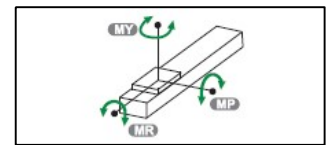


Unit:mm



Unit:mm

Static Loading Moment



Unit:Nm

Horizontal Installation		A	B	C
2 Lead	12Kg	1000	55	80
	18Kg	750	35	50
	25Kg	500	23	32
6 Lead	10Kg	550	53	70
	15Kg	350	32	45
	20Kg	250	22	31
12 Lead	8Kg	305	59	75
	10Kg	240	45	57
	12Kg	195	37	47

Wall Installation		A	B	C
2 Lead	12Kg	80	55	1000
	18Kg	50	35	750
	25Kg	32	23	500
6 Lead	10Kg	72	52	550
	15Kg	45	32	345
	20Kg	31	22	250
12 Lead	8Kg	75	59	300
	10Kg	58	45	240
	12Kg	47	37	190

Vertical Installation		A	C
2 Lead	4Kg	200	200
	8Kg	100	100
	-	-	-
6 Lead	3Kg	200	200
	5Kg	120	120
	-	-	-
12 Lead	1.5Kg	350	350
	2Kg	260	260
	-	-	-

MY	79
MP	79
MR	116

Note:

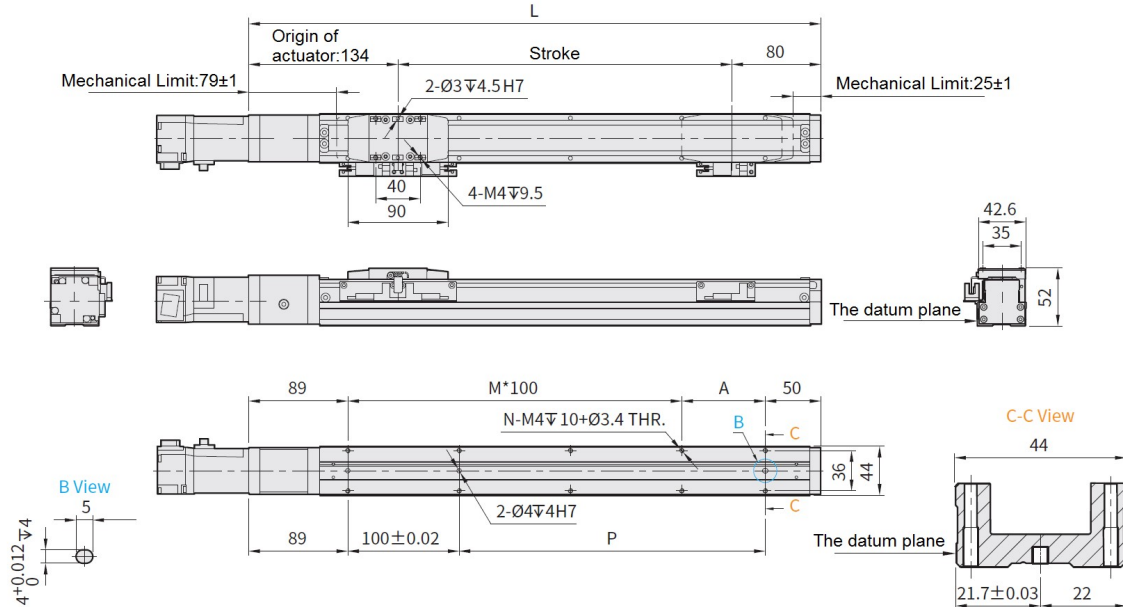
- The torque value in the chart indicates the center of gravity.
- Operation life is 10,000Km when the product is using under the specified conditions.
- Data information is not for ceiling-mount inverse use. Contact us for the details if you want to apply ceiling-mount inverse usage

Linear Electric Actuator

Series AELS

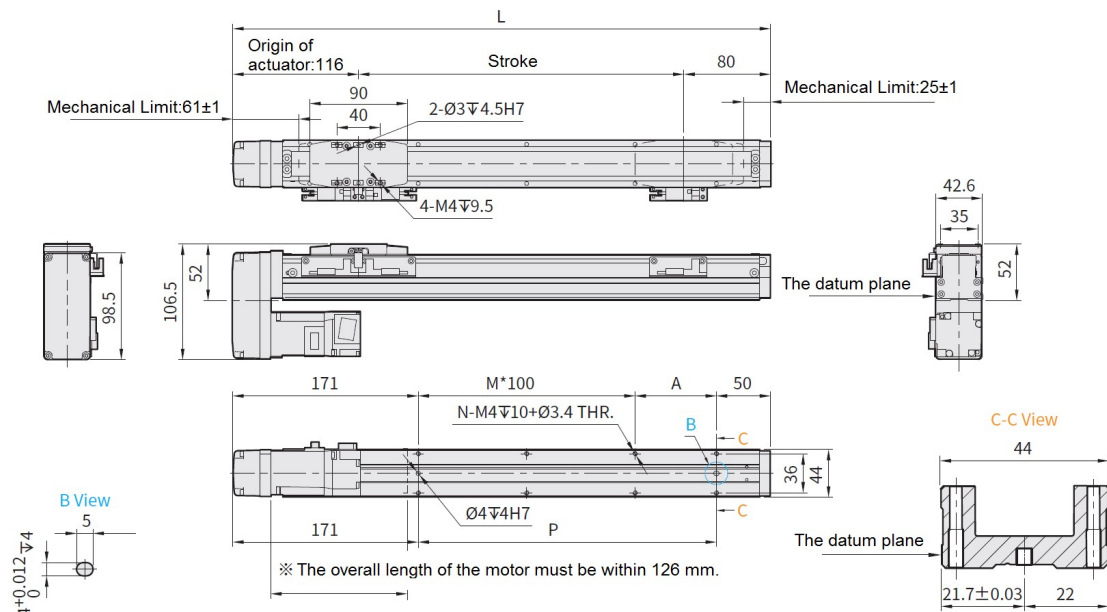
Cat :

Motor Direct - D



Stroke	50	100	150	200	250	300	350	400	450	500	550	600	650	700	750	800
L	264	314	364	414	464	514	564	614	664	714	764	814	864	914	964	1014
A	25	75	25	75	25	75	25	75	25	75	25	75	25	75	25	75
M	1	1	2	2	3	3	4	4	5	5	6	6	7	7	8	8
N	6	6	8	8	10	10	12	12	14	14	16	16	18	18	20	20
P	25	75	125	175	225	275	325	375	425	475	525	575	625	675	725	775
Weight(Kg)	0.95	1.12	1.29	1.47	1.65	1.83	2.01	2.19	2.37	2.55	2.73	2.91	3.09	3.27	3.45	3.63

Motor Bottom Side - B



Stroke	50	100	150	200	250	300	350	400	450	500	550	600	650	700	750	800
L	246	296	346	396	446	496	546	596	646	696	746	796	846	896	946	996
A	25	75	25	75	25	75	25	75	25	75	25	75	25	75	25	75
M	0	0	1	1	2	2	3	3	4	4	5	5	6	6	7	7
N	4	4	6	6	8	8	10	10	12	12	14	14	16	16	18	18
P	25	75	125	175	225	275	325	375	425	475	525	575	625	675	725	775
Weight(Kg)	1.04	1.22	1.4	1.58	1.76	1.94	2.12	2.3	2.48	2.66	2.84	3.02	3.2	3.38	3.56	3.74

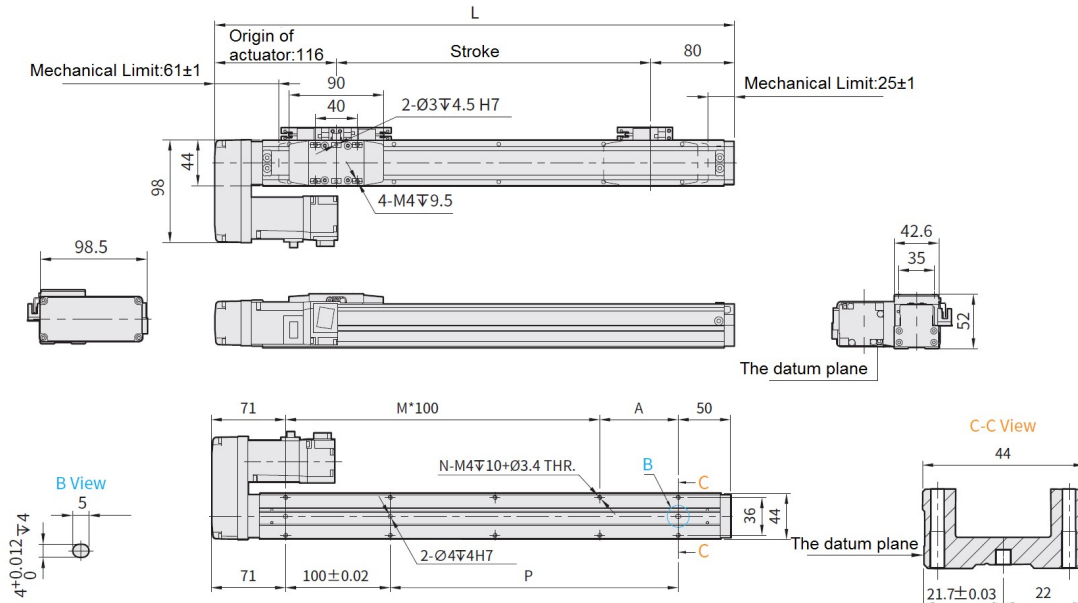
(Note : When motor with brake assembled on lower side, or the total length over than spec limit, it may not use standard pin hole. Please contact us if you need more information.)

Linear Electric Actuator

Series AELS

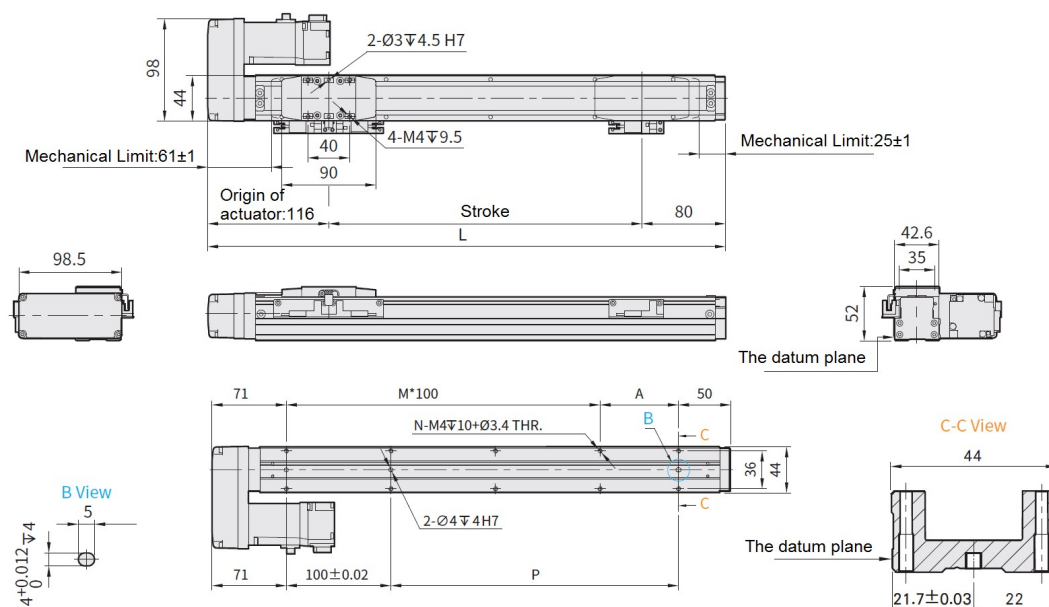
Cat :

Motor Left Side - L



Stroke	50	100	150	200	250	300	350	400	450	500	550	600	650	700	750	800
L	246	296	346	396	446	496	546	596	646	696	746	796	846	896	946	996
A	25	75	25	75	25	75	25	75	25	75	25	75	25	75	25	75
M	1	1	2	2	3	3	4	4	5	5	6	6	7	7	8	8
N	6	6	8	8	10	10	12	12	14	14	16	16	18	18	20	20
P	25	75	125	175	225	275	325	375	425	475	525	575	625	675	725	775
Weight(Kg)	1.04	1.22	1.4	1.58	1.76	1.94	2.12	2.3	2.48	2.66	2.84	3.02	3.2	3.38	3.56	3.74

Motor Right Side - R



Stroke	50	100	150	200	250	300	350	400	450	500	550	600	650	700	750	800
L	246	296	346	396	446	496	546	596	646	696	746	796	846	896	946	996
A	25	75	25	75	25	75	25	75	25	75	25	75	25	75	25	75
M	1	1	2	2	3	3	4	4	5	5	6	6	7	7	8	8
N	6	6	8	8	10	10	12	12	14	14	16	16	18	18	20	20
P	25	75	125	175	225	275	325	375	425	475	525	575	625	675	725	775
Weight(Kg)	1.04	1.22	1.4	1.58	1.76	1.94	2.12	2.3	2.48	2.66	2.84	3.02	3.2	3.38	3.56	3.74

Linear Electric Actuator

Series AELS

Cat :

How to order

AELS044

Lead	
02	2mm
06	6mm
12	12mm

Stroke	
0050-0800mm	

Motor Position	
D	Direct
L	Left Side
R	Right Side
B	Bottom Side

Motor Specification	
AC Servo	
D	Delta
Y	Yaskawa
M	Mitsubishi
P	Panasonic
V	INVT
T	Others

Motor Power	
AC Servo	
B	100W

Brake	
Nil	Without Brake
B	With Brake

Gear Specification	
Nil	Without Gear Box

Motor & Encoder Cable	
1	1m
3	3m
5	5m
T	10m

I/O Cable	
N	Without Cable
1	1m
A	1.5m
2	2m

Customization Order no	
X	Special Requirements

Example :

Order no. for Rodless type ball screw electric actuator 44mm size, 2mm Lead, 50mm stroke with delta 100W servo motor mounted at the motor Direct, With 3m Motor & Encoder cable and 1.5m I/O cable.

AELS044020050D-DB-3A